



**Studying the Impacts of  
Regeneration and the  
2014 Commonwealth Games  
on the East End of Glasgow**

*Learning City 2020 & EcCoWell Conference  
Glasgow, 5<sup>th</sup> December 2013*

*Ade Kearns*

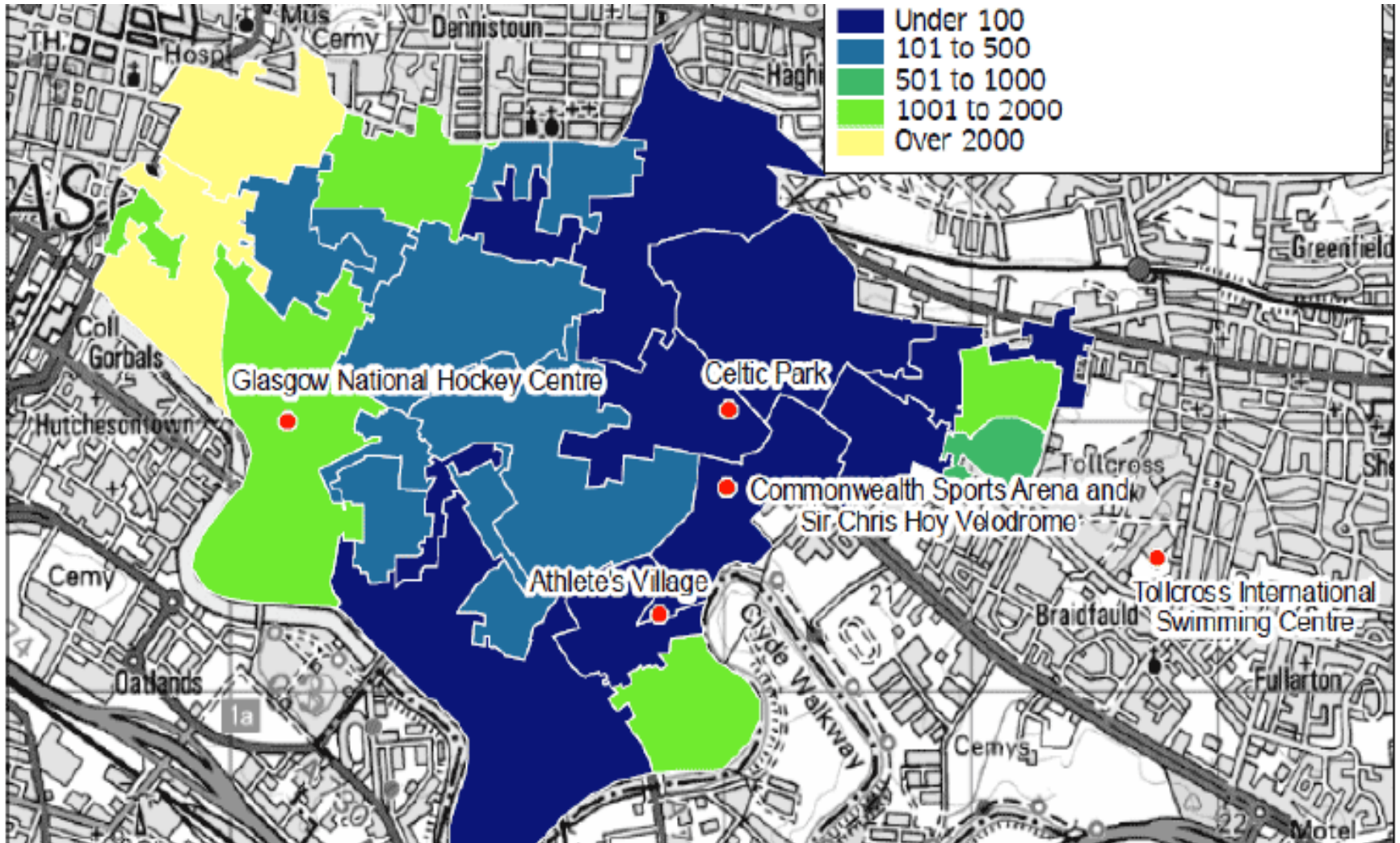
# Aims of the Study

- What are the effects of regeneration and developments and programmes associated with CG 2014 in the East End of Glasgow upon the quality of life and the health and wellbeing of nearby communities?
- In which outcome domains are the impacts greatest, and for whom?
- How are those impacts brought about? Which programmes & pathways are most effective?
- What are the barriers to impacts?
- Are there negative effects as well as positive ones?

# The Study Area

- The East End Local Development Strategy Area
  - Apart from the two most northern parts (Haghill; South Carntyne).
- Enacted by GCC in 2008.
- Study area: population of 19,000 people in 11,000 dwellings (2012).
- Contained 103 hectares of vacant and derelict land in 2006 (16%).

# The Study Datazones & SIMD 2012



(Source: Scottish Government)

**Gallowgate**

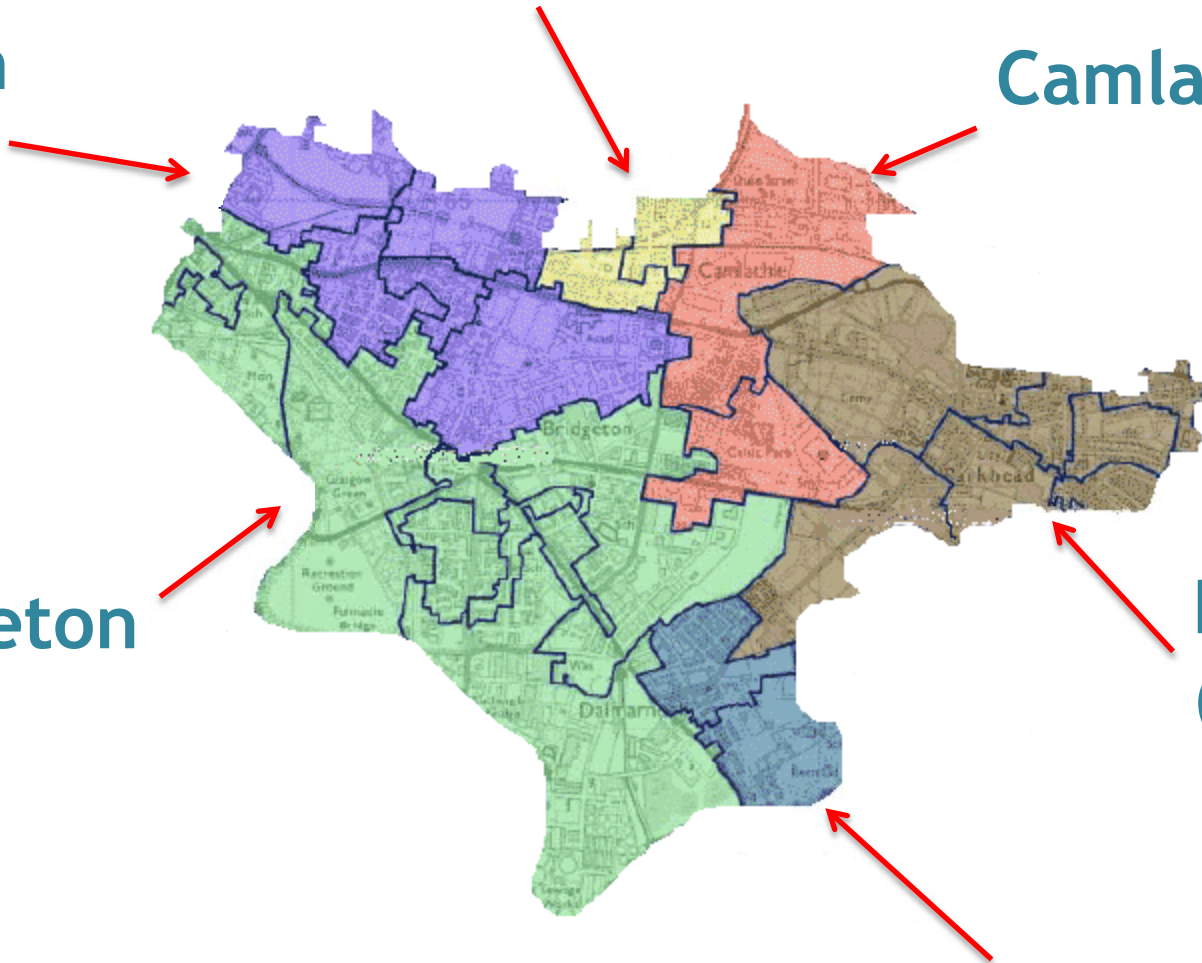
**Calton**

**Camlachie**

**Bridgeton**

**Parkhead  
(part)**

**Dalmarnock**



# Assessing Progress Towards Legacy Objectives

Glasgow City Council	Scottish Government
<b>Prosperous:</b> <ul style="list-style-type: none"> <li>- Growing businesses; building careers</li> </ul>	<b>Flourishing:</b> <ul style="list-style-type: none"> <li>- Scottish business growth.</li> <li>- Scotland as a business destination.</li> </ul>
<b>International:</b> <ul style="list-style-type: none"> <li>- Glasgow's image; attracting events; inward investment; tourism.</li> </ul>	<b>Connected:</b> <ul style="list-style-type: none"> <li>- Scotland's image as a creative nation.</li> <li>- Artistic and cultural engagement.</li> <li>- Understanding of other nations/cultures.</li> </ul>
<b>Inclusive:</b> <ul style="list-style-type: none"> <li>- Volunteering; learning.</li> </ul>	
<b>Accessible:</b> <ul style="list-style-type: none"> <li>- Transport &amp; connectivity.</li> </ul>	<b>Sustainable:</b> <ul style="list-style-type: none"> <li>- Improved physical environment (G&amp;EE)</li> <li>- Improved social environment (G&amp;EE)</li> <li>- Empower communities in Scotland</li> <li>- Sustainable design</li> <li>- Environmental responsibility</li> </ul>
<b>Accessible:</b> <ul style="list-style-type: none"> <li>- Sustainable travel.</li> </ul>	
<b>Green:</b> <ul style="list-style-type: none"> <li>- Use of green spaces; sustainable living standards - carbon emissions; waste.</li> </ul>	
<b>Active:</b> <ul style="list-style-type: none"> <li>- Inspiring physical activity &amp; sports participation.</li> <li>- Providing world-class facilities;</li> <li>- Active culture; sports club development.</li> </ul>	
	<b>Active:</b> <ul style="list-style-type: none"> <li>- Helping Scotland's population to be more physically active</li> <li>- Active infrastructure</li> <li>- Sporting success</li> </ul>

A Three-stage Longitudinal Survey of a Resident Cohort

A Five-stage longitudinal survey of a Pupil Cohort

Semi-structured interviews with residents & local organisations

Semi-structure interviews and workshops with regeneration & CWG policy stakeholders

Monitoring of secondary data for the East End on the physical, social and consumer environments

Ecological Analysis of Health and Deprivation Indicators for the East End & Glasgow

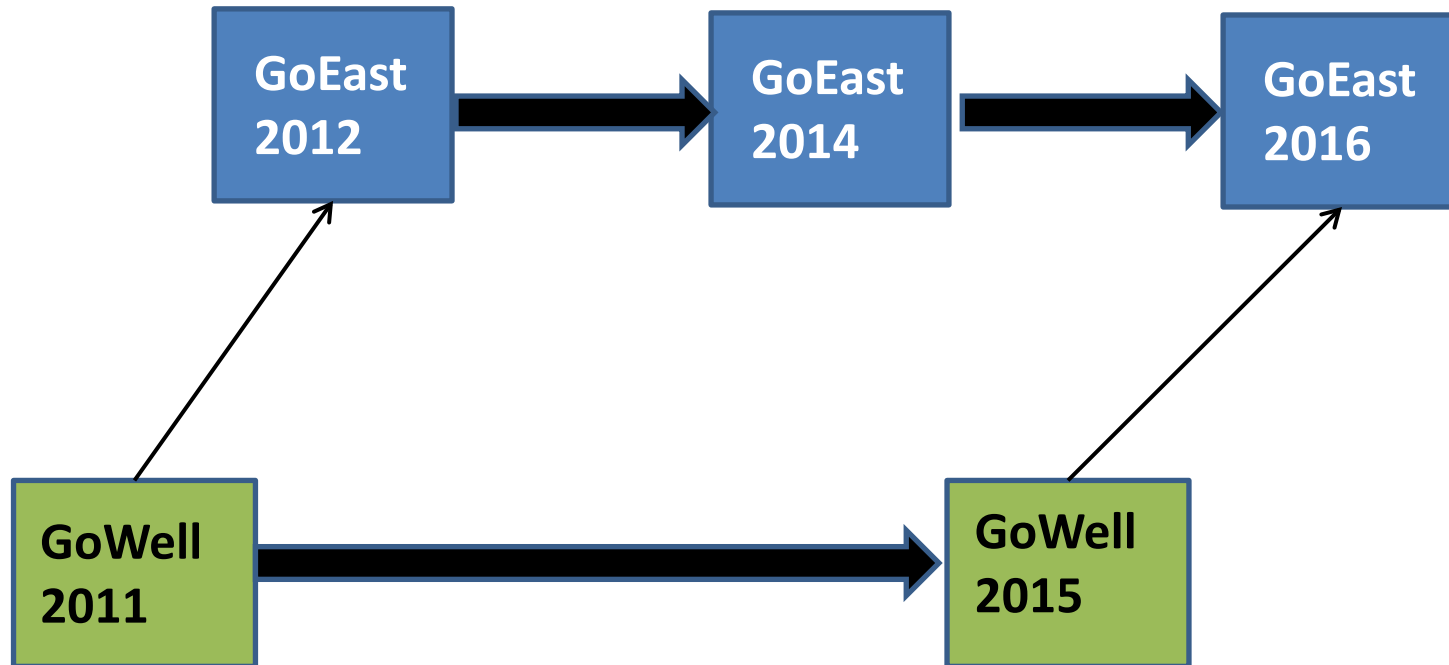
# GoWell East Research Elements

## A realistic evaluation

- Investigation of Interventions and Pathways to Outcomes
- Programme context
- Mechanisms
  - Under what circumstances?
  - Who benefits (or not)?



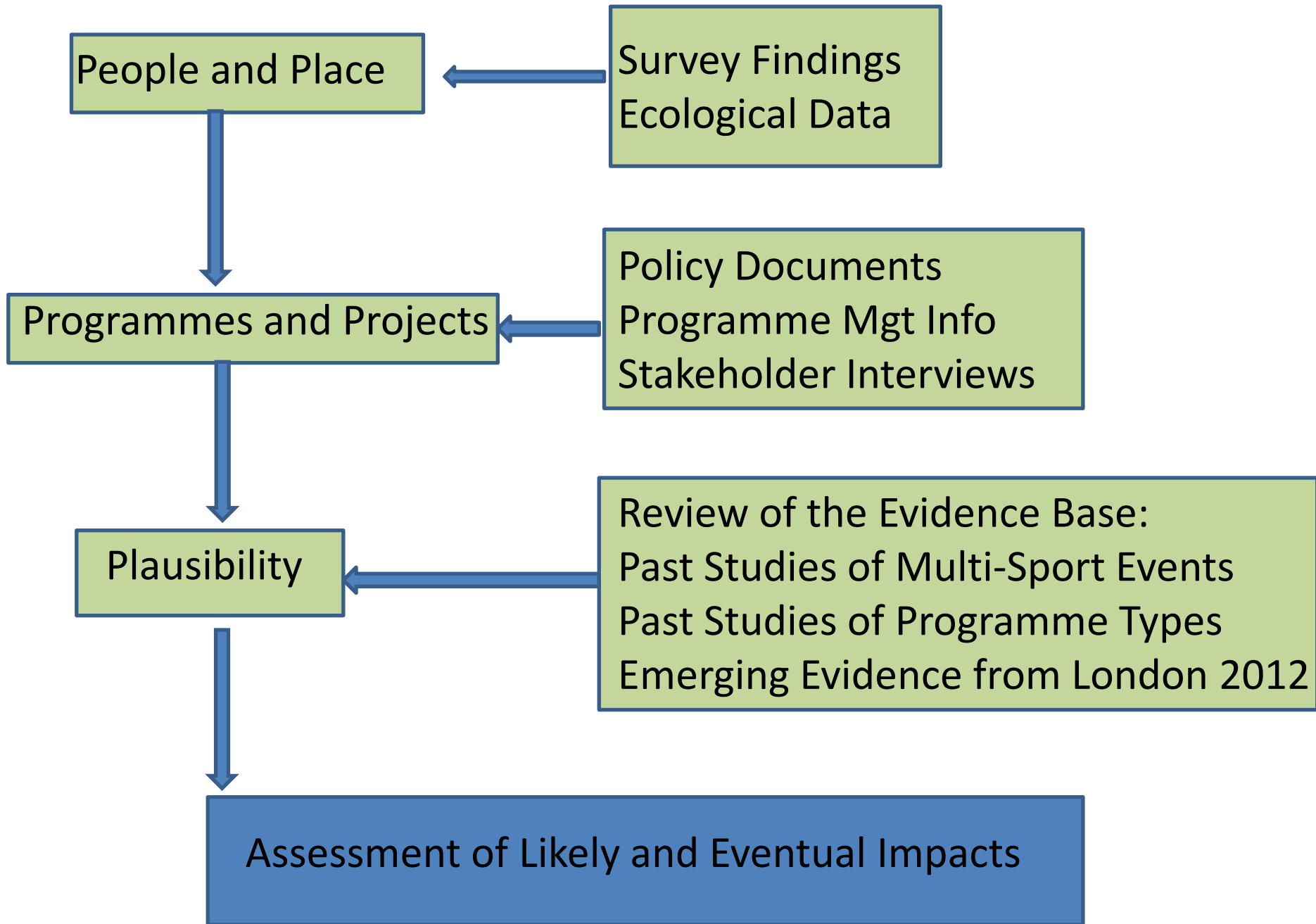
# Quasi-Experimental Design: Main Survey



- 4-6 GoWell Comparison areas in similar deciles on 2012 SIMD.

- Comparison indicators: employment; housing; neighbourhood; community; health and wellbeing; physical activity.





There is a Lot going on...

Glasgow City Council		Scottish Government	
Theme	Programmes/Projects	Theme	Programmes/Projects
Prosperous	14	Flourishing	12
Active	17	Active	9
International	9	Connected	11
Inclusive	19		
Accessible	12	Sustainable	13
Greener	17		
<b>Total</b>	<b>88</b>	<b>Total</b>	<b>45</b>

# Measuring Trends in Inequality

SG Theme	Indicators for Scotland & Glasgow	Equivalent or Similar Indicators for East End	Examples
Flourishing	14	4	Volunteering. Apprenticeships.
Active	18	11	Sports participation. Sports volunteering. Active travel to work.
Connected	9	4	Cultural attendance. Engagement with the CWG. Pride in local area.
Sustainable	11	8	Perceptions of safety. Rating of quality of green space. Perceived area improvement. Perceived community influence.

- How much do host communities gain (or lose) in the medium term from the linking of a multi-sports event to area regeneration objectives?
- Which legacy themes and programmes have the most impacts, sustained over time?
- How much of any ‘success’ is due to the way legacy is governed and managed by the partners?

